

TELECOM STATISTICS

OF SRI LANKA – Q2 2024

Telecommunications Regulatory Commission of Sri Lanka

CONTENTS

1.	Number of Licenses granted under Section 17 of the Sri Lanka Telecommunications Act.....	1
1.1.	Fixed Access Telephone Operators.....	1
1.2.	Cellular Mobile Telephone Operators.....	1
1.3.	Data Communication (Facility Based) Operators.....	1
1.4.	Data Communication (Non-Facilities Based) - Internet Service Providers	2
1.5.	International Telecommunication Operators	2
1.6.	Direct-to-Home Satellite Broadcasting Services	2
1.7.	Cable TV Distribution Network Operators.....	2
1.8.	Other operator Services	2
2.	Statistical Overview of the Telecommunications Sector	4
3.	Cellular Mobile Telephone Voice Subscriptions (2000 – 2023).....	5
4.	Fixed Access Voice Telephone Subscriptions (2000 – 2023)	5
5.	Fixed Broadband and Mobile Broadband Subscriptions	6
6.	Monthly Traffic Generation & Termination	7
6.1.	Year 2023	7
6.2.	Year 2024 (Jan – Jun)	7
7.	Quarterly Basis Traffic Distribution	7
8.	Yearly Basis Traffic Distribution	8
9.	No. of Direct Employment in Telecommunication Sector.....	8
10.	Data Usage- Q1, Q2-2024.....	9
11.	Social Media Usage as of 30 th June 2024	9
12.	End Equipment as of 30 th June 2024	10
13.	Fixed Access Technology based Connections as of 30 th June 2024	10

1. Number of Licenses granted under Section 17 of the Sri Lanka Telecommunications Act

Category of Service	2024 Q2
Fixed Access Telephone service	3
Cellular Mobile Telephones	4
Data Communications (Facility based)	1
Data Communications (Non-facility based & Internet Service Providers (ISP))	3
International Telecommunication Operators	5
Direct-to-Home Satellite Broadcasting Service	3
Cable TV Distribution Network	3
Other Operators	3
Total	25

Note: SLT PLC, Lanka Bell, Dialog Broadband are entitled to provide Pay phone and Data services according to their licences.

1.1. Fixed Access Telephone Operators

No	Operator	Date of Issue	Period	Date of Expiry
1	Dialog Broadband Networks (Pvt.) Ltd.	10.11.2015	Ten years (10)	10.11.2025
2	Lanka Bell Ltd.	26.02.2016	Ten years (10)	26.02.2026
3	Sri Lanka Telecom PLC	09.02.2022	Ten years (10)	09.02.2032

1.2. Cellular Mobile Telephone Operators

No	Operator	Date of Issue	Period	Date of Expiry
1	Bharti Airtel Lanka (Pvt.) Ltd.	12.04.2017	Ten years (10)	12.04.2027
2	Dialog Axiata PLC	28.09.2023	Ten years (10)	28.09.2033
3	Hutchison Telecommunications Lanka (Pvt.) Ltd.	11.02.2022	Ten years (10)	11.02.2032
4	Mobitel (Pvt.) Ltd.	10.02.2023	Ten years (10)	10.02.2033

1.3. Data Communication (Facility Based) Operators

No	Operator	Date of Issue	Period	Date of Expiry
1	Lanka Communication Services (Pvt.) Ltd.	04.07.2021	Five years (05)	04.07.2026

1.4. Data Communication (Non-Facilities Based) - Internet Service Providers

No	Operator	Date of Issue	Period	Date of Expiry
1	Lanka Education and Research Network	01.09.2021	Five years (05)	01.09.2026
2	TATA Communications Lanka Ltd.	10.02.2020	Five years (05)	10.02.2025
3	Dialog Broadband Networks (Pvt.) Ltd.	04.12.2023	Five years (05)	04.12.2028

1.5. International Telecommunication Operators

No	Operator	Date of Issue	Period	Date of Expiry
1	Bharti Airtel Lanka (Pvt.) Ltd.	01.12.2017	Ten years (10)	01.12.2027
2	Dialog Axiata PLC	28.02.2023	Ten years (10)	28.02.2033
3	Hutchison Telecommunications Lanka (Pvt.) Ltd.	28.02.2015	Ten years (10)	28.02.2025
4	Mobitel (Pvt.) Ltd.	07.03.2023	Ten years (10)	07.03.2033
5	TATA Communications Lanka (Pvt.) Ltd.	06.06.2023	Ten years (10)	06.06.2033

SLT PLC and Dialog Broadband (Pvt.) Ltd. are authorized to provide International Telecommunication Services under their main licence.

1.6. Direct-to-Home Satellite Broadcasting Services

No	Operator	Date of Issue	Period	Date of Expiry
1	Dialog Television (Pvt.) Ltd	01.02.2022	Five years (05)	01.02.2027
2	Free Sat Lanka (Pvt.) Ltd.,	18.10.2021	Five years (05)	18.10.2026
3	Sri Lanka Telecom PLC	14.11.2019	Five years (05)	14.11.2024

1.7. Cable TV Distribution Network Operators

No	Operator	Date of Issue	Period	Date of Expiry
1	Ask Cable Vision (Pvt.) Ltd.	01.03.2023	Five years (05)	01.03.2028
2	City Cables Links (Pvt.) Ltd.	01.06.2019	Five years (05)	01.06.2024
3	Trymas Media Network (Pvt.) Ltd.	02.11.2023	Five years (05)	02.11.2028

1.8. Other operator Services

No	Operator	Date of Issue	Period	Date of Expiry
1	Dialog Broadband Network (Pvt.) Ltd.	08.05.2015	Ten years (10)	08.05.2025

2	Supreme Sat (Pvt.) Ltd.	10.05.2023	Five years (05)	10.05.2028
3	Free Sat Lanka (Pvt.) Ltd.,	25.04.2024	Five years (05)	25.04.2029

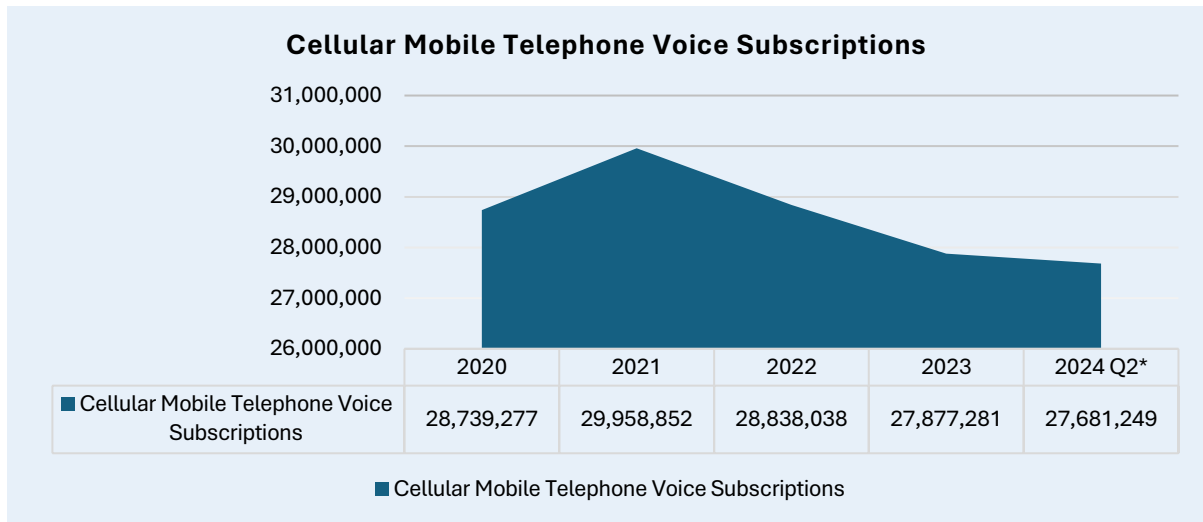
2. Statistical Overview of the Telecommunications Sector

Item	2024 Q2*
Number of System Licenses	25
Fixed Access Telephone Subscriptions (Voice Only)	915,004
Fixed Access Telephone Subscriptions (Voice & Data)	1,240,252
Fixed Access Telephone Subscriptions (Data Only)	1,273,637
Total Fixed Access Telephone Subscriptions	3,428,893
Fixed Access Voice Telephone Density (Per 100 inhabitants) (Dec 2023)	10.5
Fixed Access Telephone Density (Per 100 inhabitants)	15.9
Cellular Mobile Telephone Subscriptions (Voice only)	6,139,602
Cellular Mobile Telephone Subscriptions (Voice & Data)	21,541,647
Cellular Mobile Telephone Subscriptions (Data Only)	1,323,267
Total Cellular Mobile Telephone Subscriptions	29,004,516
Cellular Mobile Voice Telephony Density (Per 100 inhabitants) (Dec 2023)	126.5
Cellular Mobile Density (Per 100 inhabitants)	131.5
Fixed Broadband Subscriptions	2,747,749
Mobile Broadband Subscriptions (3G, 4G)	20,601,740**

* Provisional, ** - Corrected

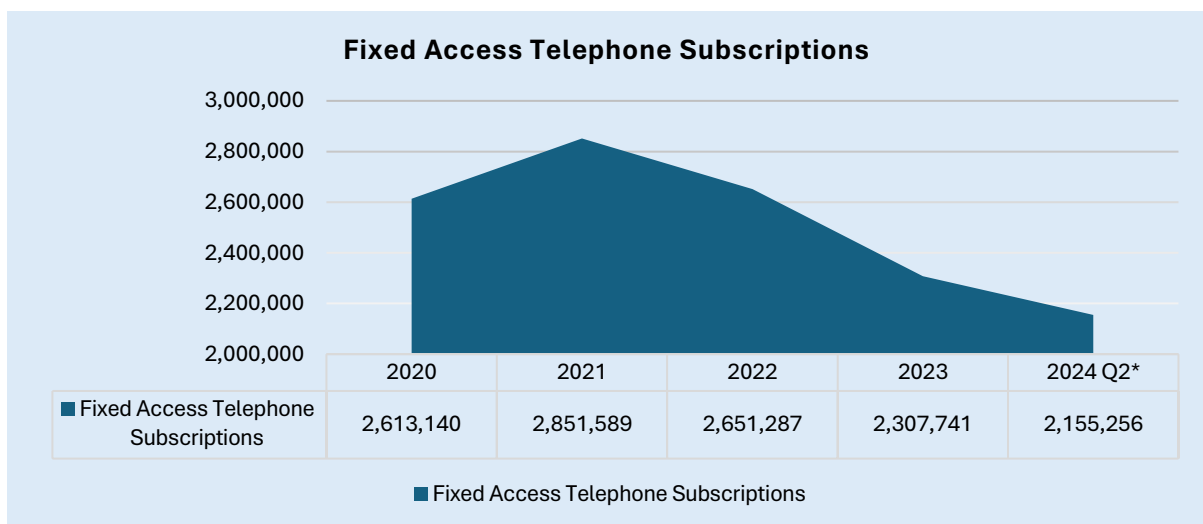
Note: 2023 Mid-year population = 22.037 million

3. Cellular Mobile Telephone Voice Subscriptions (2020– 2024 Q2)



Note: Mobile Data Only Subscriptions not included, for easy comparison

4. Fixed Access Voice Telephone Subscriptions (2020 – 2024 Q2)

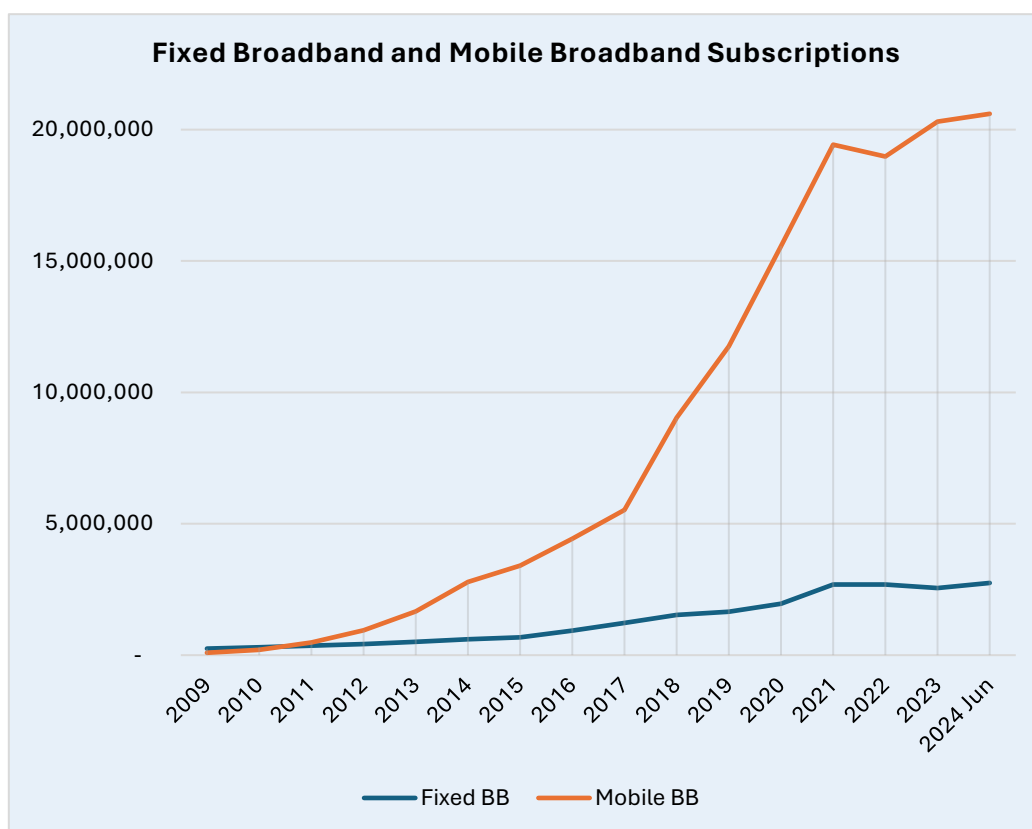


Note: Fixed Data Only Subscriptions not included, for easy comparison

5. Fixed Broadband and Mobile Broadband Subscriptions

Year	Fixed BB	Mobile BB
2009	249,756	91,359
2010	302,000	200,000
2011	359,000	485,000
2012	423,194	942,461
2013	507,845	1,664,003
2014	606,100	2,790,195
2015	682,512	3,408,408
2016	929,089	4,429,344
2017	1,221,960	5,525,194
2018	1,530,099	9,032,576
2019	1,654,237	11,754,166
2020	1,956,325	15,567,665
2021	2,684,307	19,422,091
2022	2,686,955	18,980,661
2023	2,556,911	20,307,262
2024 Jun*	2,747,749	20,601,740**

Note: * Provisional, ** - Corrected BB - Broadband



6. Monthly Traffic Generation & Termination

6.1. Year 2023

2023	Local Incoming	International Incoming	Local Outgoing	International Outgoing
January	5,939,253,910	18,510,915	5,936,699,029	3,755,519
February	5,391,251,991	16,166,278	5,390,577,923	3,305,157
March	6,085,569,815	18,254,776	6,062,412,737	3,681,773
April	5,534,529,028	16,814,119	5,538,739,043	3,432,822
May	5,999,708,050	16,936,055	5,995,258,723	3,300,689
June	5,899,884,857	16,114,246	5,889,862,710	3,361,153
July	6,011,956,974	16,334,771	6,009,844,074	3,798,067
August	6,181,876,955	16,345,027	6,182,667,636	3,466,641
September	6,051,630,454	15,144,856	6,049,873,547	3,105,421
October	6,165,514,905	15,770,092	6,153,720,079	3,197,924
November	6,100,784,559	15,719,862	6,094,369,807	3,005,935
December	6,224,701,760	12,911,920	6,227,342,264	2,752,569

6.2. Year 2024 (Jan – Jun)

2024	Local Incoming	International Incoming	Local Outgoing	International Outgoing
January	6,316,991,869	16,816,022	6,312,762,371	3,356,016
February	6,064,082,425	15,935,757	6,060,247,032	3,079,166
March	6,439,432,377	16,364,213	6,437,765,213	3,083,044
April	6,000,344,590	15,691,716	5,998,112,067	2,865,663
May	6,346,824,381	15,393,338	6,345,572,499	2,866,491
June	6,475,273,728	16,118,988	6,363,587,291	3,431,394

7. Quarterly Basis Traffic Distribution

2023	Local Incoming	International Incoming	Local Outgoing	International Outgoing
Q1	17,416,075,716	52,931,971	17,389,689,691	10,742,451
Q2	17,434,121,935	49,894,420	17,423,860,476	10,094,664
Q3	18,245,484,383	47,824,654	18,242,385,257	10,370,129

Q4	18,491,001,224	44,401,874	18,475,432,150	8,956,428
Total	71,586,683,258	195,052,919	71,531,367,574	40,163,672
2024	Local Incoming	International Incoming	Local Outgoing	International Outgoing
Q1*	18,820,506,671	49,115,992	18,810,774,616	9,518,226
Q2*	18,822,442,699	47,204,042	18,707,271,857	9,163,548

*-Provisional

8. Yearly Basis Traffic Distribution

Year	Incoming		Outgoing	
	Local	International	Local	International
2011	37,683,542,412	1,977,309,199	37,248,089,885	694,065,674
2012	41,578,695,297	2,023,274,456	41,424,867,030	711,226,467
2013	41,633,469,455	1,935,790,037	41,043,805,496	687,196,312
2014	43,435,808,621	1,933,590,274	43,616,401,855	656,391,458
2015	44,756,667,740	1,592,185,803	44,757,983,247	575,842,588
2016*	44,692,460,946	1,083,162,252	44,436,980,225	393,460,496
2017	44,696,707,013	736,184,103	45,068,049,316	244,301,480
2018	46,151,666,021	668,694,184	46,222,656,234	216,599,916
2019	55,963,712,985	589,061,117	56,130,538,862	156,210,896
2020	61,464,764,054	393,330,936	62,093,672,517	122,164,287
2021	68,060,699,315	300,016,376	68,059,201,603	77,640,796
2022	68,356,777,180	247,230,352	68,357,687,402	60,441,257
2023	71,586,683,258	195,052,919	71,531,367,574	40,163,672

*From 2016 onwards transit traffic is not included in international incoming minutes.

9. No. of Direct Employment in Telecommunication Sector

Category of Service	Fixed Access Telephony – SLT	WLL (DBN + Lanka Bell)	Mobile	Total
2011	6,150	1,995	4,353	12,498
2012	6,061	1,524	4,559	12,144
2013	5,905	1,459	4,744	12,108
2014	5,824	1,407	4,714	11,945
2015	5,805	1,398	5,037	12,240
2016	5,720	1,352	5,163	12,235
2017	5,440	1,335	5,044	11,819

2018	5,405	1,280	5,217	11,902
2019	5,351	1,273	4,929	11,533
2020	6,746	1,010	4,412	12,168
2021	6,572	977	4,413	11,962
2022	6,663	853	4,235	11,751
2023	6,223	853	3,491	10,567

10. Data Usage – Q1, Q2 -2024

1. Q1-2024

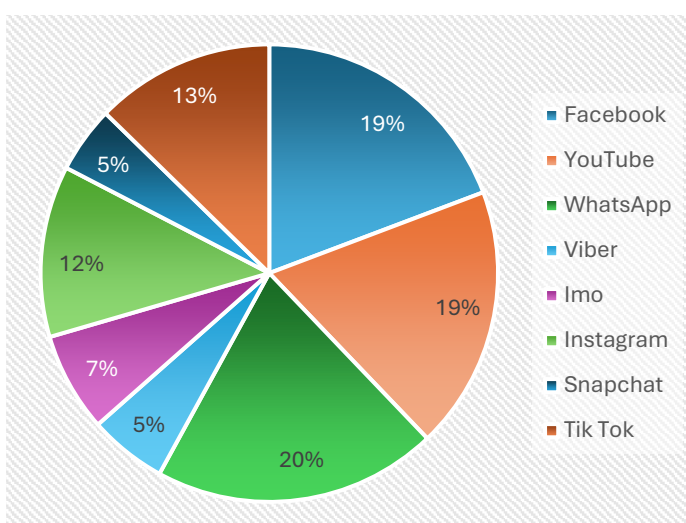
Industry	January 2024 (TB)	February 2024 (TB)	March 2024 (TB)	Total (TB) Q1 – 2024
Mobile	204,264	192,310	203,971	600,545
Fixed	100,865	94,378	97,145	292,388
Total	305,129	286,688	301,116	892,933

2. Q2 - 2024

Industry	April 2024 (TB)	May 2024 (TB)	June 2024 (TB)	Total (TB) Q2 – 2024
Mobile	205,539	219,578	215,853	640,970
Fixed	96,253	102,197	101,164	299,614
Total	301,792	321,775	317,017	940,584

11. Social Media Usage as of 30th June 2024

Name of Social Media	No of Users
Facebook	14,977,039
YouTube	14,476,931
WhatsApp	15,652,678
Viber	4,288,253
Imo	5,456,517
Instagram	9,426,191
Snapchat	3,649,587
Tik Tok	9,877,061



12. End Equipment as of 30th June 2024

Customer End Equipment	No of Equipment	%
Basic / Feature Phones	7,609,917	28.6
Smart Phones / Tab	17,706,689	66.6
Dongles / Routers	302,639	1.1
Others	974,392	3.7
Total	26,593,637	100

13.Fixed Access Technology based Connections as of 30th June 2024

Type	No of Connection	%
Copper Line	431,431	12.6
ADSL	218,489	6.4
Fiber	448,330	13.1
LTE	2,109,779	61.5
Other	220,864	6.4
Total	3,428,893	100